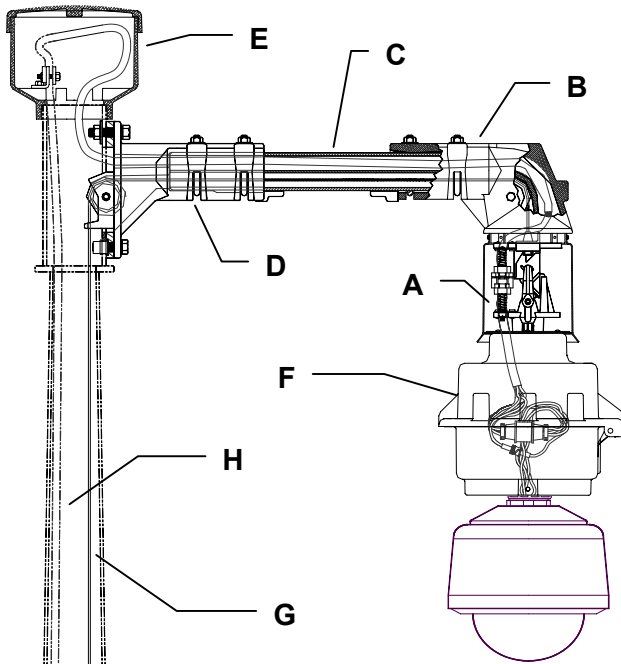
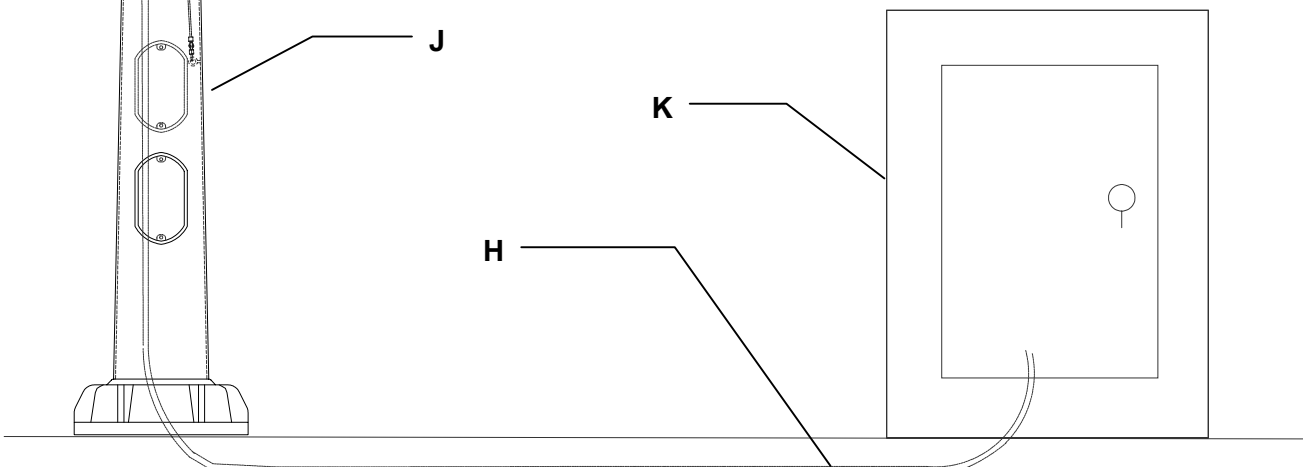


**Arm and Disconnect Unit for Pole Mounting Multi-Function Surveillance Cameras**



- A. ELECTRICAL AND SIGNAL DISCONNECT UNI WITH MULTI-CONTACT CONNECTOR.
- B. DISCONNECT UNIT FITTER WITH PULLEY AND U-BOLT MOUNTING FOR INTERLOCKING NON-ROTATING ARM.
- C. DIVIDED PIPE ARM: 2-3/8 IN. O.D. SEPARATES CONTROL CABLE AND ELECTRICAL AND SIGNAL WIRES. POSITION ALIGNED NON-ROTATING.
- D. POLE MOUNTED FITTER WITH PULLEY AND U-BOLT MOUNTING. MOUNTS DIRECTLY TO 4 INCH O.D. TENON ON POLE TOP.
- E. POLE TOP CONNECTION BOX WITH COVER HOUSES SIGNAL & POWER CABLE STRAIN RELIEF.
- F. CAMERA CONNECTION BOX PROVIDED WITH STABILIZING WEIGHTS. EASY OPEN SWING DOWN DESIGN PERMITS QUICK ACCESS TO ELECTRICAL/SIGNAL WIRES FROM CAMERA ASSEMBLY.
- G. CONTROL CABLE CONSTRUCTED OF 1/8 INCH DIA. STAINLESS STEEL 7 X 19 CONSTRUCTION CABLE.
- H. ONE PIECE SIGNAL CORD WITH COAX AND POWER FROM DISCONNECT UNIT TO POLE BASE OR TO CABINET WITHOUT THE NEED OF EXTRA CONNECTORS.
- J. POLE. PROVIDED BY CAMERA LOWERING SYSTEMS. MANUFACTURED BY VALMONT PER CAMERA LOWERING SYSTEMS STRINGENT SPECIFICATIONS.
- K. CABINET (BY OTHERS)

TOTAL EPA (inc. arm assy. & camera): 2.50  
TOTAL WEIGHT: 95 LBS.



### Specifications and Ordering Information

**SYSTEM SPECIFICATIONS** Design CDP is comprised of the following major assemblies:

- ELECTRICAL DISCONNECT UNIT ♦ CAMERA CONNECTION BOX ♦ DISCONNECT UNIT FITTER ♦ CONTROL CABLE
- NON-ROTATING DIVIDED PIPE ARM ♦ POLE MOUNTED FITTER AND ADAPTER ♦ POLE TOP CONNECTION BOX
- ♦ ELECTRICAL AND SIGNAL SUPPLY WIRES AND CONNECTORS

**ELECTRICAL DISCONNECT UNIT**

**3-WAY TRACKING GUIDE AND SUPPORT:** Constructed of precision cast high strength aluminum alloy 356-T6. A permanently fixed position piece incorporating a special tracking guide system permitting the moveable portion of the *Disconnect Unit* to align in the same position every time the system is operated thereby eliminating the need to re-orientate the camera. Twin high strength notches secure the load of the *Lower Contact Assembly* and camera and work with the tracking guide system to assure stability.

**MULTI-CONTACT CONNECTOR:** Connector assembly is modular for easy installation and retrofit requirements. A self-aligning and self-adjusting mechanical system comprised of two principal assemblies:  
**UPPER CONTACT HALF** housing up to 29 socket contacts. Incorporates spring assisted polymer contact body with precision machined guide posts. Socket contact body has integral guide posts for precise contact alignment.  
**LOWER CONTACT HALF** housing up to 29 pin contacts. Comprised of spring assisted polymer contact body with precision machined guide post receivers. Pin contact body aligns with guide posts of integral socket body guide posts.

**DISCONNECT UNIT COVER:** One piece hydro-spun heavy gauge stainless steel.

**GUIDE POST:** Constructed of precision cast high strength stainless steel. Utilizes cast-in-place guide bar for precise alignment of *Lower Contact Assembly* with the fixed portion of the *Disconnect Unit*.

**TWIN TRACKING SUPPORT ARMS:** Made of precision cast high strength stainless steel. Dual arms provide balanced stability of the *Disconnect Unit*. When locked in the *3-Way Tracking Guide and Support* notches, the *Twin Tracking/Support Arms* hold the weight of the camera and camera components and removes all tension from the *Control Cable*.

**POLE TOP CONNECTION BOX**

Cast aluminum 8 inch dia. main box. Cast aluminum cover retained by stainless steel set screws. Incorporates bosses for direct mounting of cord strain relief brackets and cord grips. Terminal block fitted plate available for electrical and signal wire terminations.

**LOWER CONTACT ASSEMBLY:** Constructed of precision cast high strength aluminum alloy. Features cast-in-place guide that mates with the fixed portion of the *Disconnect Unit* to aid in tracking and stability. All hardware used on the *Lower Contact Assembly* as well as the entire *Disconnect Unit* is corrosion resistant stainless steel.

**CLOSURE RING AND SEALING GASKET:** Spun aluminum construction with attached extra flexible polymer sealing gasket provides weather-tight seal between *Lower Contact Assembly* and *Disconnect Unit Cover*.

**DISCONNECT UNIT FITTER**

Cast of heavy duty aluminum alloy to fit 2-3/8 inch outside diameter *Divided Pipe Arm*. Fitter designed to completely isolate moving *Control Cable* from the electrical and signal wires. A molybdenum impregnated nylon pulley provides high strength and low resistance for the moving *Control Cable* thereby increasing the life of the cable. Pulley uses permanently lubricated bearing.

**DIVIDED PIPE ARM**

A 2-3/8 inch O.D. steel pipe with galvanized finish standard. Divided entire length to keep *Control Cable* and electrical/signal wires separate. Arm is position aligned non-rotating type4 incorporating interlocking positioning keys.

**POLE MOUNTED FITTER**

Heavy duty cast aluminum alloy to fit 2-3/8 inch O.D. *Divided Pipe Arm*. Utilizes cast-in-place cable stop to prevent cable connections from entering pulley. Pulley is molybdenum impregnated nylon. Two U-bolt pipe clamps rigidly hold the *Divided Pipe Arm*. Fitter designed to bolt directly to pole top.

**CONTROL CABLE**

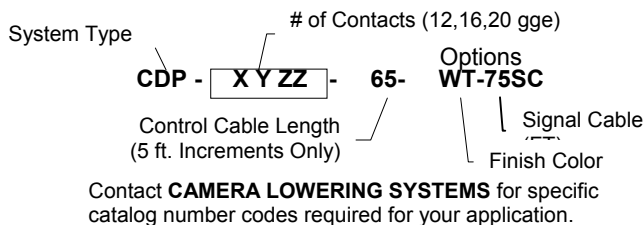
Stainless steel 5/32 inch diameter 7 x 19 construction cable.

**CAMERA CONNECTION BOX**

Two piece cast aluminum extra heavy construction. Adaptable to all brands of cameras (see "Ordering Information"). Large capacity splicing compartment for camera power and signal leads and connectors. Designed for easy camera mounting. Features two piece construction with lower box hinging feature for easy access to wiring. All stainless steel hardware.

**ORDERING INFORMATION**

**NOTE:** TO ASSURE PROPER MOUNTING, THE TYPE AND BRAND OF CAMERA OR CAMERA ACCESSORY MUST BE SPECIFIED WHEN ORDERING.



- Design CDP is shipped assembled and prewired.
  - Pole and Lowering Tool Ordered Separately.
  - Cameras, camera components, supply cords, wires, and special connectors by others unless otherwise specified herein.
- SYSTEM DESIGNED SPECIFICALLY FOR USE WITH CAMERAS AND RELATED EQUIPMENT ONLY.

**NOT FOR LIFTING PEOPLE OR THINGS OVER PEOPLE.**  
 SPECIFICATIONS SUBJECT TO CHANGE WITHOUT NOTICE.